



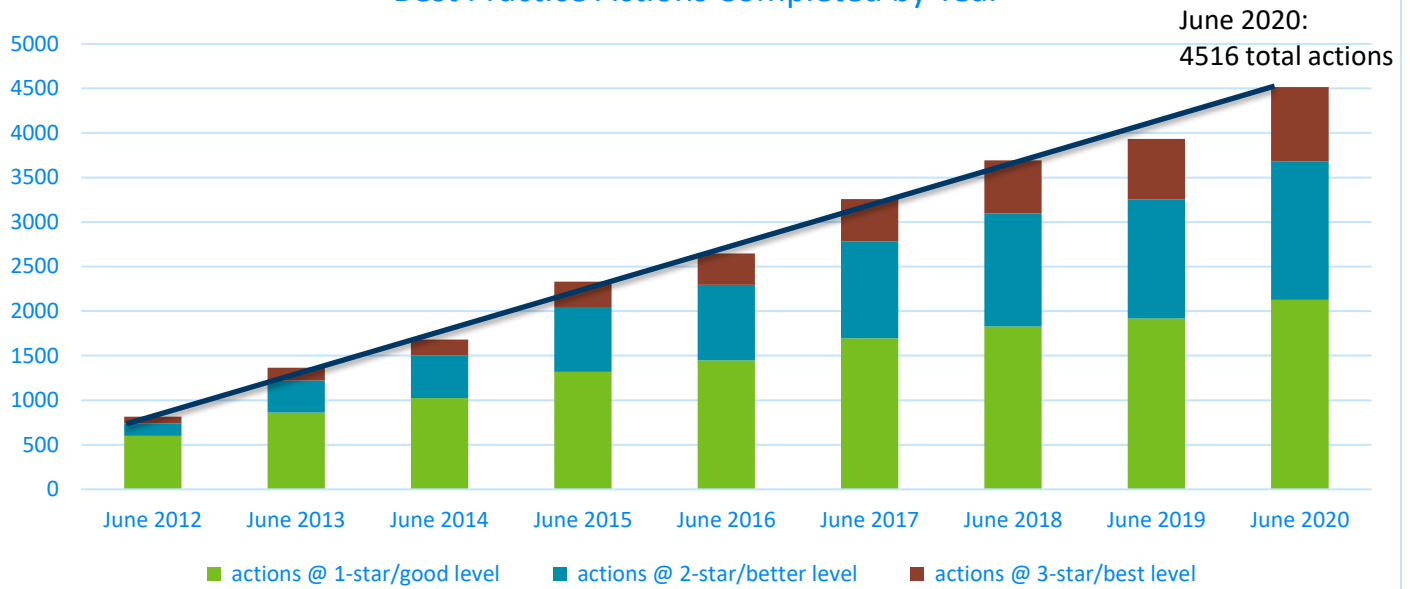
## Minnesota GreenStep Cities

CELEBRATING 10 YEARS

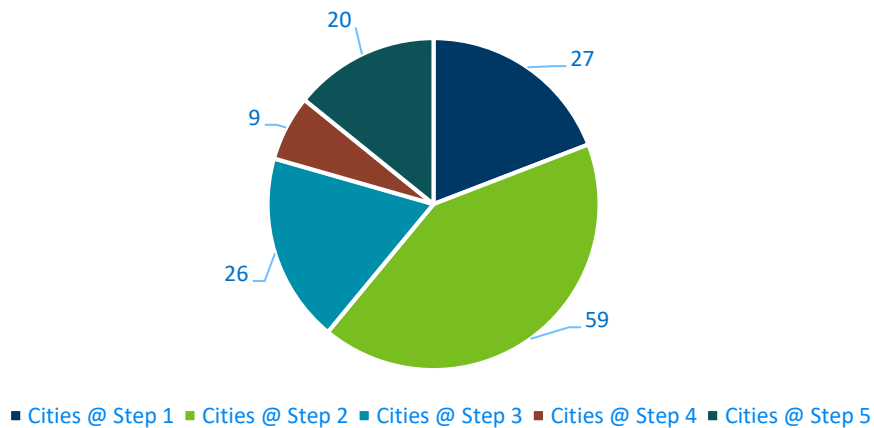
## Annual Program Report: June 2020

- ❖ **10<sup>th</sup> Anniversary Celebration & Listening Sessions:** 100 people from 2 dozen cities gathered at 6 locations around the state. See [Infographic](#).
- ❖ **49% of the state's population** resides in the 137 GreenStep cities and 4 GreenStep tribes; 16% of MN's 853 cities are GreenStep cities.
- ❖ **GreenStep cities are fairly representative** of Minnesota as a whole in terms of geographic distribution, politics, education & income, and city size (255 to 302,398). 35% of GreenStep Cities are smaller than 5,000 people.
- ❖ **20 cities (14%) are now at Step 5;** 9 cities are at Step 4; 26 cities @ Step 3; 59 cities @ Step 2; 27 cities @ Step 1.
- ❖ **4522 actions have been completed,** reported and rated through the program web site since 2010.
- ❖ **75-75% levels reported** in annual city survey (74% response rate), for challenge (3.88/5), recognition (4.14/5), and assistance (4.04/5) with the GreenStep program and its help for cities to begin new or accelerate existing sustainability actions.
- ❖ **36% are currently taking action to include race, equity, diversity, and inclusion** in sustainability efforts (of 55 replies to the question in the annual survey).
- ❖ **78% of GreenStep Cities use B3 Benchmarking.** Only 31% of all Minnesota cities use B3.
- ❖ **GreenStep cities engage in more climate adaptation planning** efforts and take more proactive resilience actions than non-GSCs, according to the 2019 state-wide Climate Adaptation Planning Survey.
- ❖ **Clean Energy Communities Display at the 2019 State Fair** featured Eden Prairie, St. Anthony, Warren, Elk River, St. Cloud, Eagan, Maplewood, La Crescent, Headwater RDC, and Region 9 DC.
- ❖ **8 in-person/online workshops conducted** on Cities Charging Ahead for EV readiness, recycling markets, green infrastructure, reporting Step 4/5 metrics, GreenStep Cities 10-year celebration, GHG emissions, commercial energy benchmarking, and a virtual gathering during COVID-19.
- ❖ **Ongoing outreach/education** included a quarterly e-newsletter, LMC's MemberLink messages, social media, CERT regional coordinator visits, road signs, several dozen state-wide/local media articles.
- ❖ **GreenStep Cities website** was updated to a new platform and added new user features like a news page.
- ❖ **15 GreenCorps members** (out of 44) are working in GreenStep cities/tribes during 2019-2020.
- ❖ **Two city action cohorts** launched in mid-2019: a renewable energy procurement network and a commercial building energy benchmarking collaborative.
- ❖ **Racial equity** program action scan with national consultant.
- ❖ **Program funding** supports 3.9 FTE GreenStep staff and \$50,000 for expenses
- ❖ **The 2020 League of Minnesota Cities annual conference** was cancelled due to COVID-19.
- ❖ **GreenStep Schools launched** in spring 2022, coordinated by the University of Minnesota.
- ❖ **The Climate Smart Municipalities program** continued working with 6 GreenStep Cities.
- ❖ **Sustainable States Network** active member
- ❖ **Philipp Muessig, program director** for 10 years, retired on May 1, 2020.

## Best Practice Actions Completed by Year



## 2020 GreenStep Community @ Steps



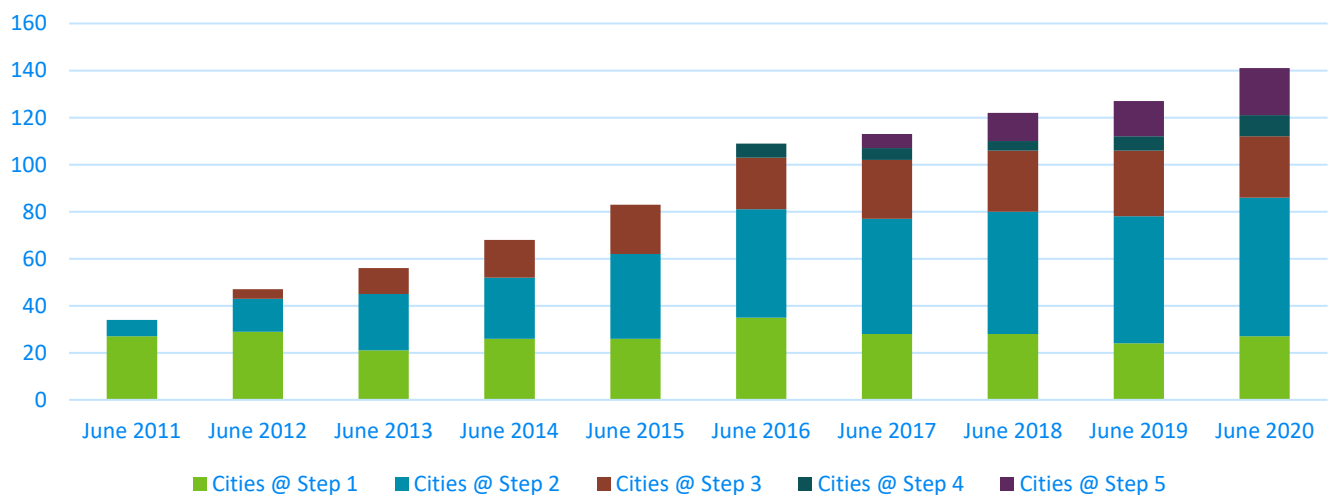
**Total unique communities advancing a step in 2020:**

50 (35% of total GSCs)

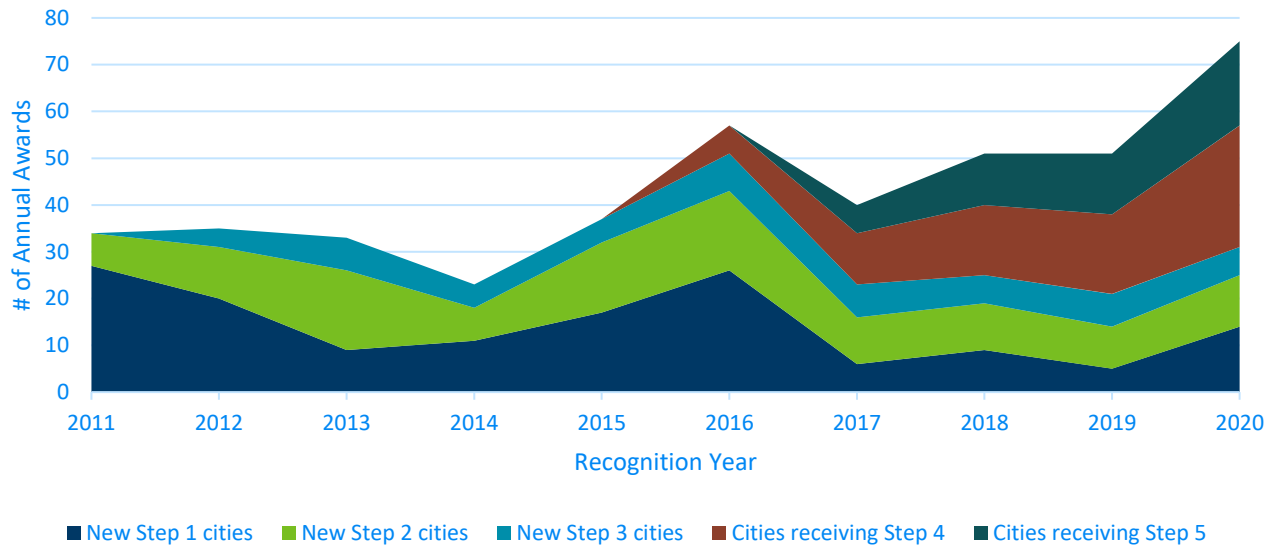
**Total number of communities advancing more than one step in 2020:**

7 (5% of total GSCs)

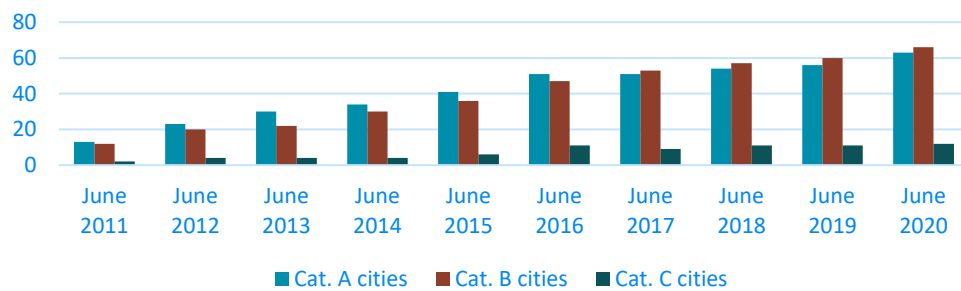
## Total Greenstep Communities by Step



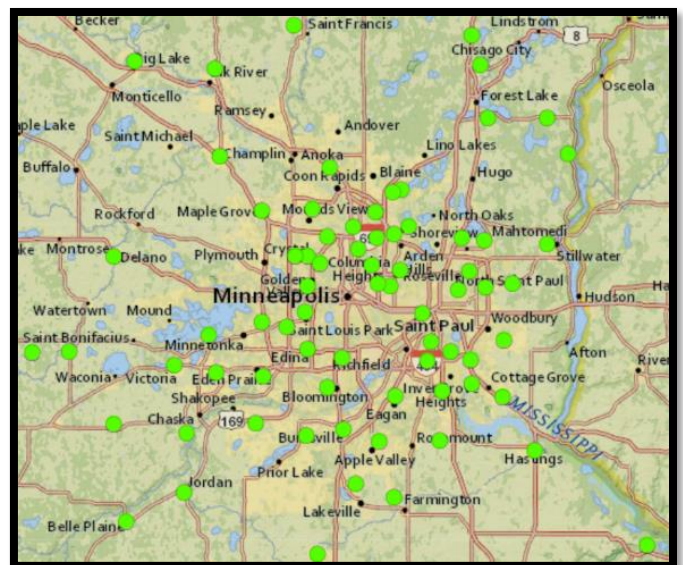
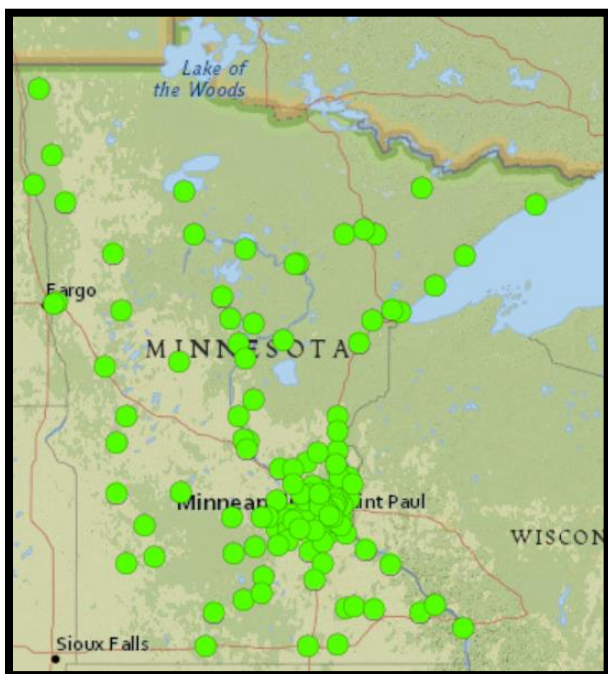
## Annual GreenStep Community Recognitions



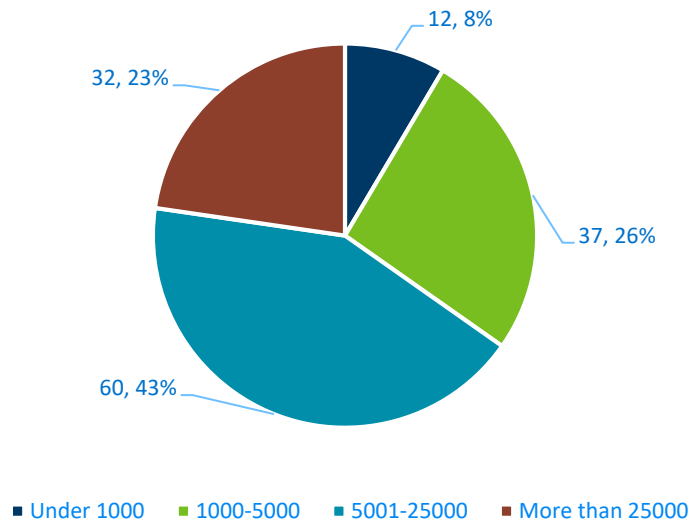
## GSCs by Category



## GreenStep Communities by Location



### GreenStep Communities by Population



### GreenStep Participation by City Size

